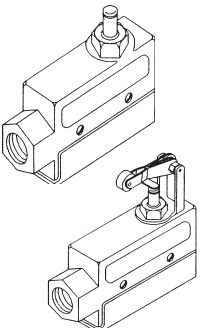
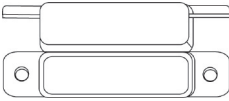
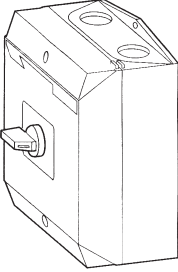
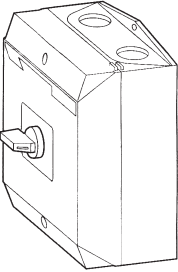
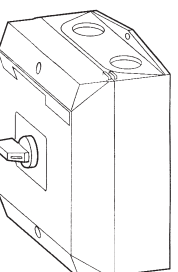


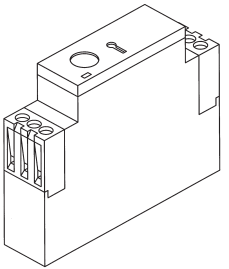
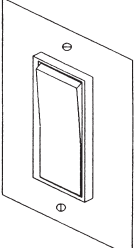
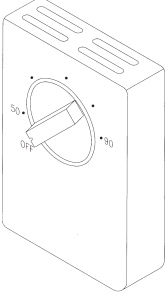
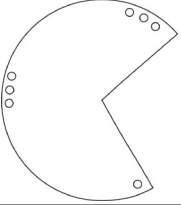
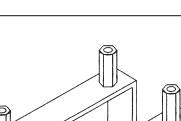
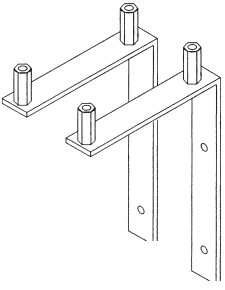
ARISTOCRAT

ACCESSORIES

	DESCRIPTION	PART NO.
	<p>Door Switch Each switch is suitable for single phase power only and max. amp draw of 20 amps. 120/208/240V 480V (consult factory)</p>	<p>9503SD020-P <i>Plunger Type</i></p> <p>9503SD020-RA <i>Roller Arm</i></p>
	<p>24 Volt Magnetic Reed Switch Requires transformer to be added to air curtain, whether supplied by Berner or others.</p> <p>24 Volt Transformer</p>	<p>9503MRS1F4-NC-K</p> <p>9003050G-24</p>
	<p>Electric Heat (Single Speed) Remote Fan/Heat Selector Switch FAN - OFF - FAN HEAT Capacity: ¾ hp @ 120V/1, 2 hp @ 208V/1, 240V/1 per contact. 2 contacts per switch. Total Capacity: 1½ hp @ 120V/1; 4 hp @ 208V/1; 240V/1</p>	<p>9505T026123</p>
	<p>Unheated (Three Speed) Remote Fan Speed Selector Switch HIGH FAN - MEDIUM FAN - LOW FAN - OFF. Capacity: 1½ hp @ 120V/1, 3 hp @ 208V/1, 240V/1</p>	<p>9505T324960</p>
	<p>Electric Heat (Three Speed) Remote Fan Speed Selector Switch HIGH FAN - MEDIUM FAN - LOW FAN - OFF - HIGH FAN & HEAT - MEDIUM FAN & HEAT - LOW FAN & HEAT Capacity: 1½ hp @ 120V/1, 3 hp @ 208V/1 or 240V/1</p>	<p>9505T324826</p>

ARISTOCRAT

ACCESSORIES

	DESCRIPTION	PART NO.
	<p>Time Delay Relay <i>Recommended for high traffic openings.</i> Factory installed, used in conjunction with a unit activation switch. Field adjustable from 1/10 second to 10 hours (factory set at 60 sec.). One time delay is recommended per air door. Consult factory for applications requiring one time delay to control multiple air doors. Choose part number by motor voltage.</p>	<p>90TD120 120V</p> <p>90TD240 208-240V</p> <p>90TD480 480V</p>
	<p>24 Volt Time Delay Relay Factory installed, used when requesting 24 volt control through door switch or magnetic reed switch.</p>	<p>90TD024 24V</p>
	<p>Unheated (Single Speed) Wall On/Off Switch and Cover Plate <i>Required when manual activation of the motor(s) is requested (unheated models only).</i> Suitable for single phase power only. Each switch is rated for commercial use (maximum of 20 amps). Each switch is suitable for operating multiple air doors providing the total combined horsepower does not exceed 1.5 horsepower. The switch must be installed in a wall box (not included).</p>	<p>33A020W-SS-WHT-K</p>
	<p>Thermostat Capacity: 22 amp @ 125/277 VAC</p>	<p>9502DS2T-P <i>Remote Mounted</i></p>
	<p>Locking Cover for Thermostat</p>	<p>95022E999</p>
	<p>Damper Plate Mounted on both or either side fan housings to reduce air velocity.</p>	<p>37LWA000DP</p>
	<p>Bracket for Top Mounting (threaded rod suspension) <i>- Recommended for installations requiring top support instead of standard wall mounting.</i> Two angle brackets are supplied for each unit. Each bracket is equipped with (2) 3/8" coupling nuts welded to the top of the bracket. The brackets are field attached to the backside of the air curtain, using pre-punched keyhole slots (fasteners not included).</p>	<p>66LWA000TOP</p>