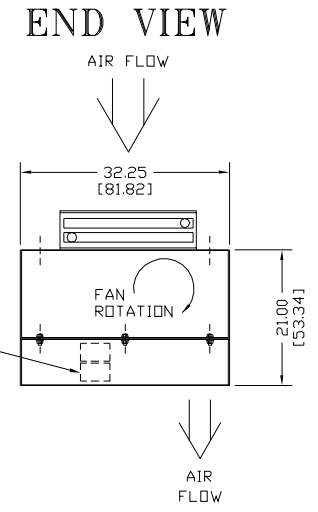
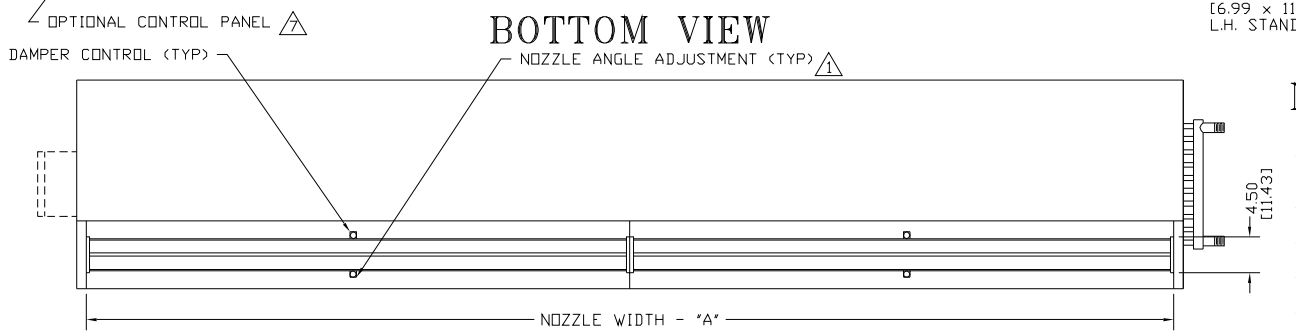
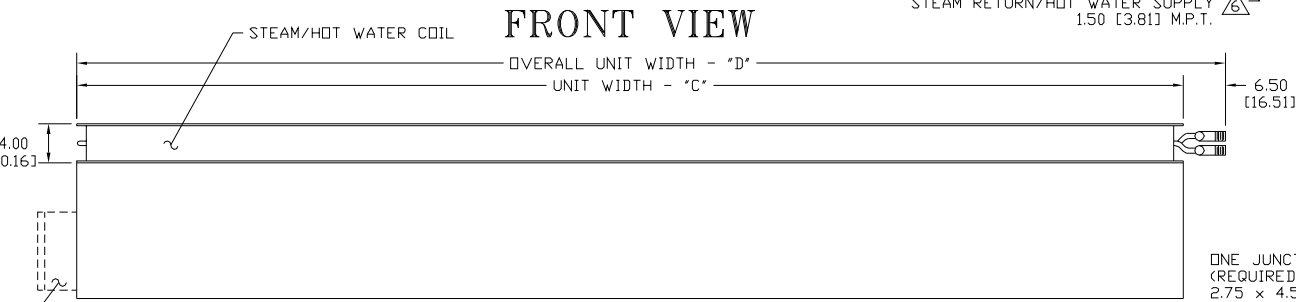
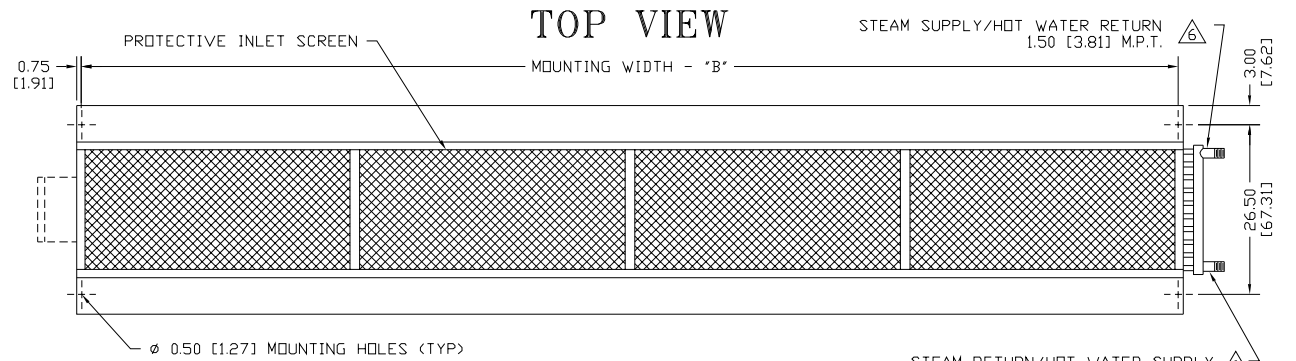


CFC TOP INTAKE STEAM/HOT WATER SAME END SUP./RET.



ONE JUNCTION BOX PER MOTOR
(REQUIRED FOR REMOTE PANEL)
2.75 x 4.50 x 2.00
[6.99 x 11.43 x 5.08]
L.H. STANDARD, R.H. OPTIONAL

NOTES:

- ⚠ AIR CURTAIN MUST BE INSTALLED SO AIR STREAM IS NOT OBSTRUCTED WHEN DEFLECTED 20° TO EITHER SIDE OF C.
- ⚠ ELECTRICAL CONNECTIONS TO BE FLEXIBLE.
- ⚠ FIELD VERIFY DIMENSIONS.
- ⚠ ANCHORS TO SUPPORTING STRUCTURE BY OTHERS.
- ⚠ ADEQUACY OF SUPPORTING STRUCTURE IS TO BE VERIFIED BY A PROFESSIONAL STRUCTURAL ENGINEER.
- ⚠ COIL CONNECTIONS AS SHOWN, OPPOSITE AND SAME END CONNECTIONS AVAILABLE, PLEASE SPECIFY.
- ⚠ OPTIONAL CONTROL PANEL AVAILABLE: LEFT HAND MOUNT, RIGHT HAND MOUNT, OR REMOTE. PLEASE SPECIFY.
- ⚠ DIMENSIONS IN INCHES (CENTIMETERS).

MODEL	NOZZLE WIDTH 'A'	MOUNTING WIDTH 'B'	UNIT WIDTH 'C'	OVERALL WIDTH 'D'
CFC1060*-T	60.00 [152.40]	61.50 [156.21]	63.00 [160.02]	69.50 [176.53]
CFC1072*-T	72.00 [182.88]	73.50 [186.69]	75.00 [190.50]	81.50 [207.01]
CFC1084*-T	84.00 [213.36]	84.50 [214.63]	87.00 [220.98]	93.50 [237.49]
CFC1096*-T	96.00 [243.84]	97.50 [247.65]	99.00 [251.46]	105.50 [267.97]
CFC1108*-T	108.00 [274.32]	109.50 [278.13]	111.00 [281.94]	117.50 [298.45]
CFC1120*-T	117.00 [297.18]	118.50 [300.99]	120.00 [304.80]	126.50 [321.31]
CFC1132*-T	132.00 [335.28]	133.50 [339.09]	135.00 [342.90]	141.50 [359.41]
CFC1144*-T	144.00 [365.76]	145.50 [369.57]	147.00 [373.38]	153.50 [389.89]
CFC1156*-T	156.00 [396.24]	157.50 [400.05]	159.00 [403.86]	165.50 [420.37]
CFC1168*-T	168.00 [426.72]	169.50 [430.53]	171.00 [434.34]	177.50 [450.85]
CFC1180*-T	180.00 [457.20]	181.50 [461.01]	183.00 [464.82]	189.50 [481.33]
CFC2192*-T	192.00 [487.68]	193.50 [491.49]	195.00 [495.30]	201.50 [511.81]

* S- STEAM; W- WATER

PROJECT		
LOCATION		
ARCHITECT		
ENGINEER		REV. A
DWG. NO.	CFCQ3185	TITLE: BERNER
DATE	29JUN06	MODEL CFC AIR CURTAIN
BY	A. Johnston	TOP INTAKE STEAM/HOT WATER HEATED
REPLACES	04APR03	
BY	B. Peffer	BERNER INTERNATIONAL CORP. NEW CASTLE, PA.