
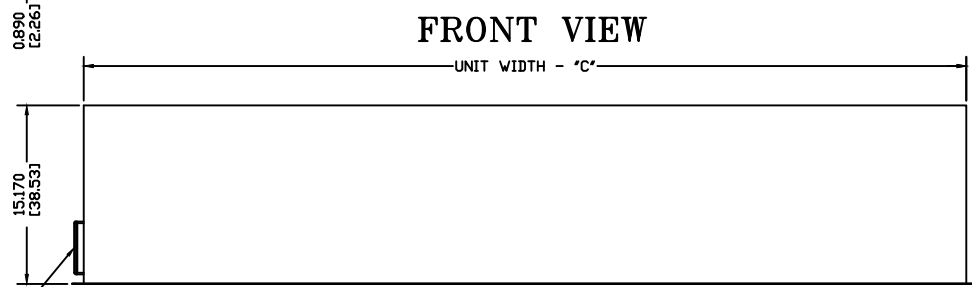


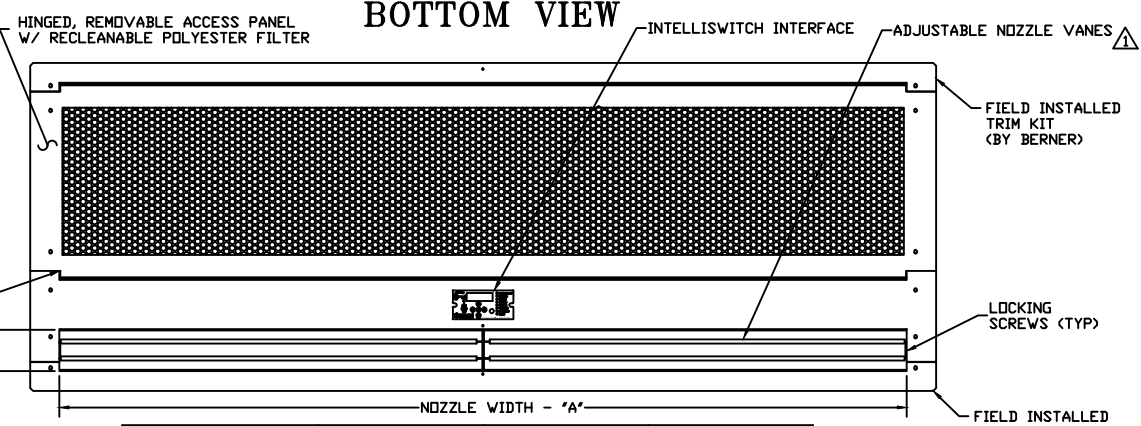
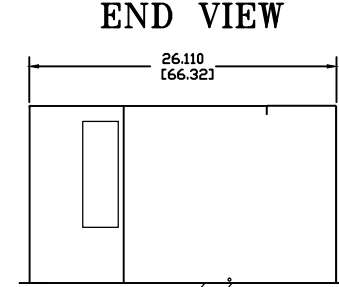
IN-CEILING MOUNT AIR CURTAIN ELECTRIC SYSTEM



5/16-18 THREADED INSERT FOR TOP MOUNTING (4 TYP) \triangle



JUNCTION BOX



NOTES:

- \triangle AIR CURTAIN MUST BE INSTALLED SO AIR STREAM IS NOT OBSTRUCTED WHEN DEFLECTED 20° TO EITHER SIDE OF $\text{\textcircled{C}}$.
- \triangle ELECTRICAL CONNECTIONS TO BE FLEXIBLE.
- \triangle FIELD VERIFY DIMENSIONS.
- \triangle ANCHORS TO SUPPORTING STRUCTURE BY OTHERS.
- \triangle ADEQUACY OF SUPPORTING STRUCTURE IS TO BE VERIFIED BY A PROFESSIONAL STRUCTURAL ENGINEER.
- \triangle DIMENSIONS IN INCHES (CENTIMETERS).

MODEL	NOZZLE WIDTH 'A'	MOUNTING WIDTH 'B'	UNIT WIDTH 'C'
ICA/FCA1036E	36.00 [91.44]	37.50 [95.25]	39.00 [99.06]
ICA/FCA1042E	42.00 [106.68]	43.50 [110.49]	45.00 [114.30]
ICA/FCA1048E	48.00 [121.92]	49.50 [125.73]	51.00 [129.54]
ICA/FCA1060E/2060E	66.00 [167.64]	67.50 [171.45]	69.00 [175.26]
ICA/FCA2072E	72.00 [182.88]	73.50 [186.69]	75.00 [190.50]
ICA/FCA2084E	84.00 [213.36]	85.50 [217.17]	87.00 [220.98]
ICA/FCA2096E/3096E	99.00 [251.46]	100.50 [255.27]	102.00 [259.08]
ICA/FCA2108E/3108E	108.00 [274.32]	109.50 [278.13]	111.00 [281.94]
ICA/FCA2120E/3120E	117.00 [297.18]	118.50 [300.99]	120.00 [304.80]
ICA/FCA3132E	132.00 [335.28]	133.50 [339.09]	135.00 [342.90]
ICA/FCA3144E/4144E	144.00 [365.76]	145.50 [369.57]	147.00 [373.38]

PROJECT		
LOCATION		
ARCHITECT		
ENGINEER		REV. C
DWG. NO.	ICAY0011	TITLE: BERNER
DATE	31MARCH11	IN-CEILING MOUNT AIR CURTAIN
BY	A.Johnston	ELECTRIC HEATED SYSTEM
REPLACES	04JUNE10	
BY	A.Johnston	BERNER INTERNATIONAL CORP. NEW CASTLE, PA.